



**District Report Card: 2017**


<b>State:</b> Gujarat	<b>District:</b> Mahesana
<b>Class:</b> 8	<b>Subject:</b> Language
<b>Schools:</b> 51	<b>Students:</b> 1344


**Participation/Coverage**


**Students**

<b>GENDER</b> 	Boys		Girls	
	Number	%	Number	%
	740	55.06	604	44.94

<b>AREA</b> 	Rural		Urban	
	Number	%	Number	%
	1213	90.25	131	9.75

<b>CATEGORY</b> 	SC		ST		OBC		GEN	
	Number	%	Number	%	Number	%	Number	%
	91	6.77	31	2.31	999	74.33	223	16.59

<b>CWSN</b> 	LD	VI	HI	S&LD	ID	Oth
	0	2	1	1	2	5

<b>Management</b> 	Government		Government-aided	
	Number	%	Number	%
	1136	84.52	208	15.48

**Average Performance of Students in Language (%)**

Overall	Gender		Area		Management		Social Group			
	Male	Female	Rural	Urban	Govt.	Aided	SC	ST	OBC	GEN
67.34	65.41	69.69	66.36	76.34	66.78	70.38	67.03	55.91	65.59	76.89

### Performance on Learning Outcomes (LOs)

Learning Outcomes	Description	Average Performance(%)
L813	Read textual/non-textual materials with comprehension and identifies the details, characters, main idea and sequence of ideas and events while reading	67.34

Range of Performance of Students who Answered Correctly							
Below 30%		30% - 50%		50% - 75%		Above 75%	
Number	%	Number	%	Number	%	Number	%
95	7.07	191	14.21	527	39.21	531	39.51

### Lowest Performing Learning Outcomes (LOs)

1 - Read textual/non-textual materials with comprehension and identifies the details, characters, main idea and sequence of ideas and events while reading (67.34)